

BH3AOZ2000

BAHCO®


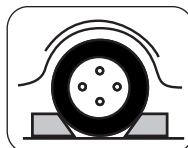
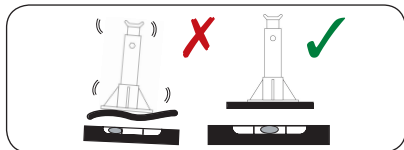
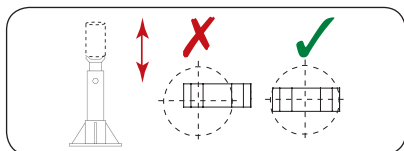


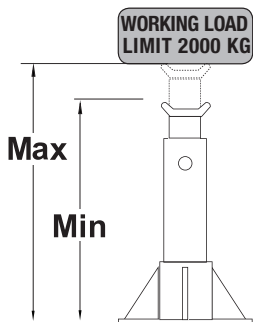
2000 KG JACK STAND

Original Instructions



Max Height: 390 mm
Min Height: 269 mm

WORKING LOAD LIMIT:
2000 KG



BH3OZ3000



WARNINGS

INCORRECT USE MAY RESULT IN INJURY OR DEATH!

USE ONLY IN PAIRS AND ON FLAT HARD LEVEL SURFACES (e.g. CONCRETE), ENSURING THE STAND IS POSITIONED UNDER A SOLID PORTION OF THE VEHICLE AND THAT THE LOCKING MECHANISM IS FULLY ENGAGED.

Instructions for use

- Confirm that the load to be applied does not exceed the working load limit of the vehicle support stands.
- Conduct a pre-operational check of the equipment.
- Use vehicle support stands on a hard level surface, such as concrete.
- Use vehicle support stands in pairs.
- Check that no part of the underbody of the vehicle will foul as the stands are positioned.
- Ensure that each stand is securely located under a strong point of the vehicle. Consult the vehicle manufacturer's manual for guidance.
- Ensure that the locking mechanism is fully engaged.
- Chock the unlifted wheels of the vehicle.
- Do not extend the height of the stand beyond its maximum working height, nor use any item such as bricks or timber to support the vehicle.
- Modifications must not be carried out or accessories added.

SNA E Australia
PO BOX 98 Hoxton Park, NSW, 2171, Australia
www.bahco.com.au

Follow the fish! www.bahco.com



BAHCO