

Original Instructions

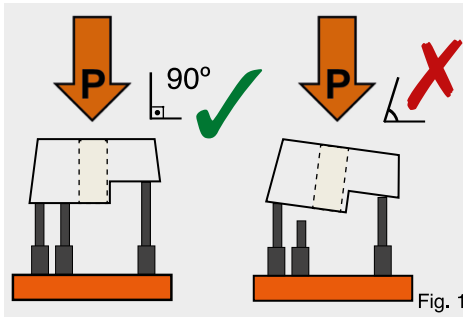

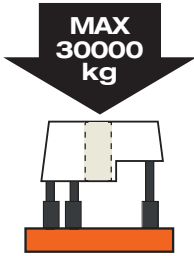


Fig. 1

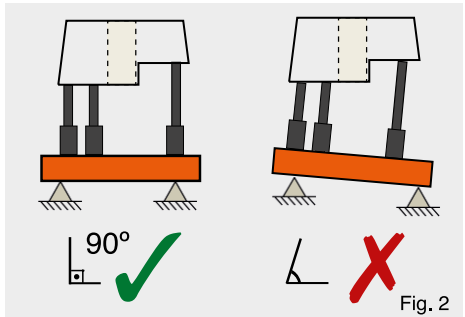


Fig. 2

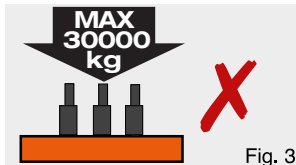


Fig. 3

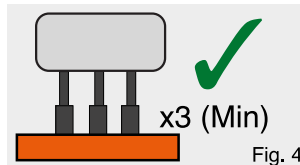


Fig. 4




Fig. 5

- Always make sure that the force applied is perpendicular to the object to be extracted / assembled. (Fig. 1)
- Always make sure that the plate is properly supported and stabilized on the workshop press. (Fig. 2)
- Do not use this press support beyond its rated capacity. (Fig. 3)
- Ensure all support rod are assembled with their nuts and washers, and all are properly tightened. Always use 3 support rods. (Fig. 4)
- Do not use or modify this product for any other purpose than that for which it was designed. (Fig.5)
- Failure to heed these warnings may result in serious or fatal personal injury and/or property damage.

