PART NO. 810673

21606 (2) PART OF 21581
TORQUE 1.5-2.5 INLBs
(ORDER SCREW SEPARATELY AS 816324)

21607 (2) PART OF 21581
TORQUE 1.5-2.5 INLBs
(ORDER SCREW SEPARTELY AS 816323)

NOTES:
1. TIGHTEN TO 1.5-2.5 INLBs AND APPLY A DROP OF ADHESIVE (PERMA-LOK MM115 or LOCITE 262) TO TRIGGER SET SCREW (890105) PRIOR TO ASSEMBLY INTO TANG.

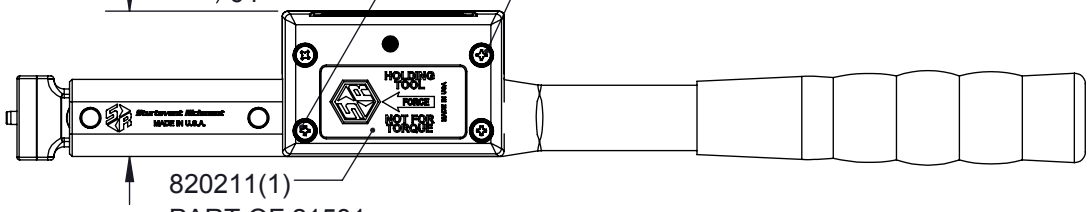

30437(1)
NYLON STANDOFF

21597(1) PC BOARD & INSULATION (21603)
PART OF 21581

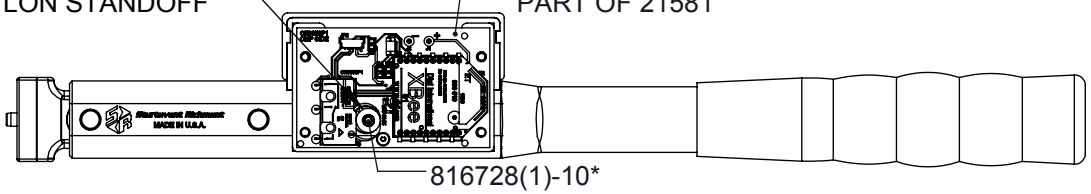

21625(1) STICKER
PART OF 21597

21581 INCLUDES:
TOP, BATTERY PACK,
& SCREWS (4)

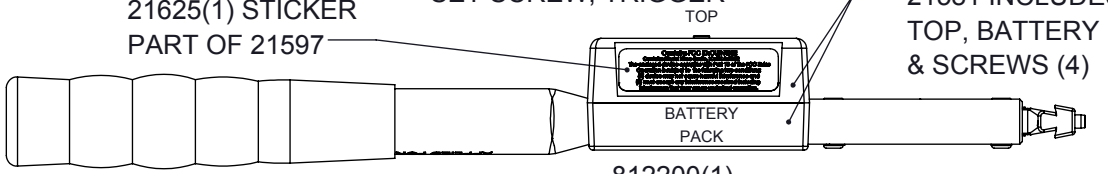

816799- THIS PIN IS FORMED OVER **CUSTOMER MUST** GRIND OFF FORMED END & INSTALL THIS PIN FORMING THE HEAD OVER THE RETAINING RING AS SHOWN.

816799(2)-5*
HEAD BEARING PIN
(INCLUDES RETAINING RING)

816889(2)-10*
5/32" STEEL BALL

812200(1)
SPACER

812608(1)
SPACER

816892(2)-10*
1/4" STEEL BALL

812205(1)
ADJUSTING PLUG

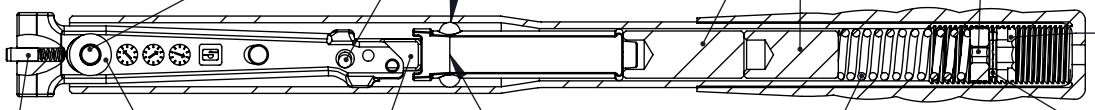

812224(1)
LOCK PLUG

816867(1)-10*
PIN & SPRING ADAPTER

816787(2)-20*
BELLEVILLE WASHER

812634(1)
PUSH SPACER

859281(1)
TORQUE BLOCK

816847(1)-10*
INT. LOCK WASHER

812578(1)
TORQUE SPRING

DETAIL A
SCALE 7 : 8
DEFORM PRIOR
TO CALIBRATION

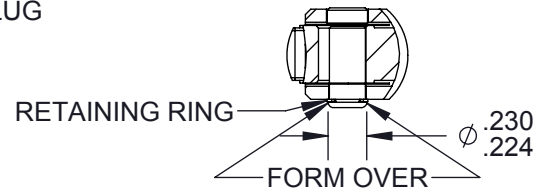

812113(1)
GRIP

812768(1)
TANG

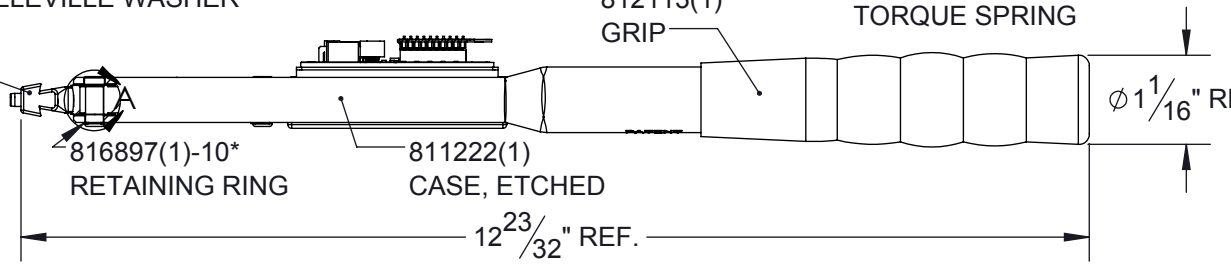

LEGEND: ( ) = QUANTITY/TOOL
* = QUANTITY/MULTI-PAK

STURTEVANT RICHMONT®
TORQUE MEASUREMENT SYSTEMS
DIVISION OF RYESON CORPORATION

THIS PRINT AND ALL INFORMATION APPEARING THEREON IS THE PROPERTY OF "STURTEVANT RICHMONT". NEITHER THE PRINT NOR THE INFORMATION THEREON MAY BE REPRODUCED OR USED IN ANY MANNER WHATSOEVER OR DIVULGED TO ANY OTHER PERSON UNLESS SPECIFICALLY AUTHORIZED BY "STURTEVANT RICHMONT".

DESCRIPTION
HTS HOLDING TOOL

DIAGRAM No
810673

REV.
H